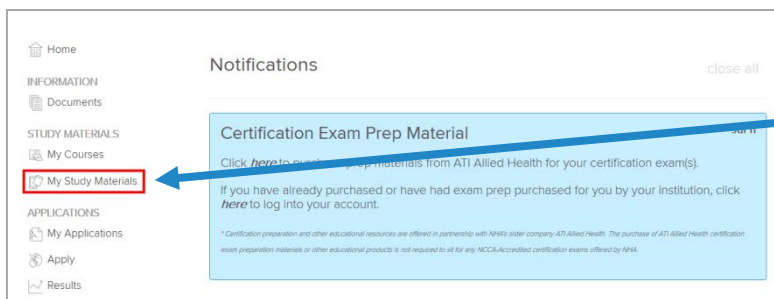
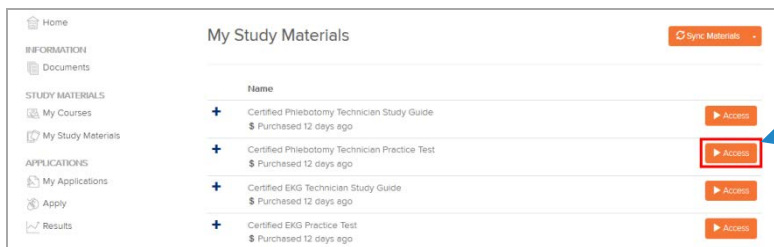


How to Access and Use your Online Practice Tests

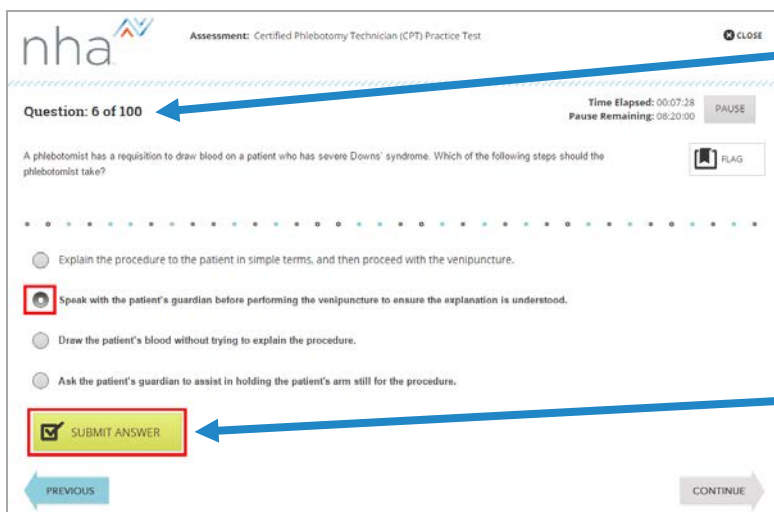
Each online Practice Test consists of multiple-choice questions that are derived from the Study Guide. You receive immediate feedback for each question to help you understand and remember the material. After finishing a Practice Test you can generate your Individual Performance Profile that contains Focused Review topics and is linked to content for further study.



From the NHA Home page, click **My Study Materials**.



On the **My Study Materials** page, locate the practice test you want to take and then click **Access**.



If you have already accessed the test but stopped before completing it, the test opens at the point where you left off.

If this is the first time you are accessing the test, the first question displays.

Your Practice Test consists of multiple-choice questions. The questions are all covered in your Study Guide.

Read the question and then select an answer. You can change your selection as many times as you want until you submit your answer.

Unlike the Drill questions in your Study Guide, once you submit an answer on a Practice Test you cannot change it.

Click **SUBMIT ANSWER** to view the correct answer and the answer rationales.

Question: 6 of 100 **CORRECT!** Time Elapsed: 00:08:20 Pause Remaining: 08:20:00

A phlebotomist has a requisition to draw blood on a patient who has severe Down's syndrome. Which of the following steps should the phlebotomist take?

- Explain the procedure to the patient in simple terms, and then proceed with the venipuncture. **INCORRECT**
- CORRECT!** **My Answer** Speak with the patient's guardian before performing the venipuncture to ensure the explanation is understood.
- Draw the patient's blood without trying to explain the procedure. **INCORRECT**
- Ask the patient's guardian to assist in holding the patient's arm still for the procedure. **INCORRECT**

SUBMIT ANSWER

Practice test questions provide immediate feedback about the answer you have chosen (indicated by the selected radio button and gray *My Answer* arrow) and why an answer is correct or incorrect.

When you are finished reviewing the answers and rationales, click **CONTINUE** to go to the next question.

You can click **PREVIOUS** to view the answers and rationales for questions you have already answered, but cannot access the question again to change your answer.

Question: 7 of 100 Time Elapsed: 00:09:56 Pause Remaining: 08:20:00

The phlebotomist must perform a blood draw on a patient with an IV on the right side, and there has been a mastectomy on the left side. Where should the phlebotomist perform the venipuncture?

- Left median cubital vein
- Above the IV
- Left dorsal vein
- Below the IV

SUBMIT ANSWER

This question has been flagged for review

Click **FLAG** to skip the current question and continue to the next.

You can click **PREVIOUS** to return to the question at any point in your test or wait until the end of your test to answer your flagged questions.

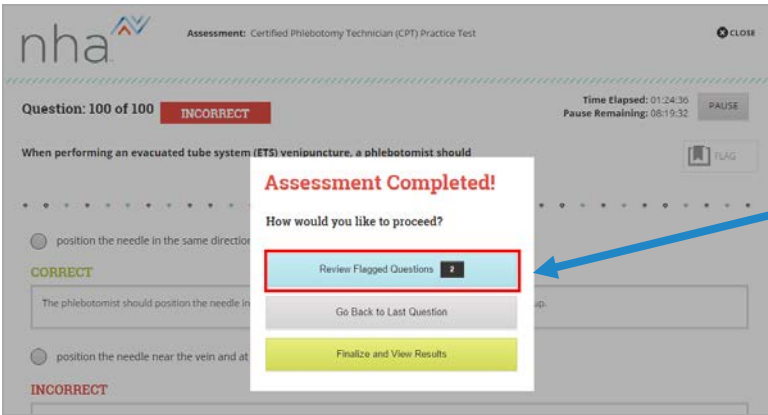
Question Unanswered

Please submit an answer or flag the question to continue.

This window displays if you:

- Click **SUBMIT** without having selected an answer
- Select an answer and then click **CONTINUE** instead of **SUBMIT**.

Click **CLOSE** to return to the question.

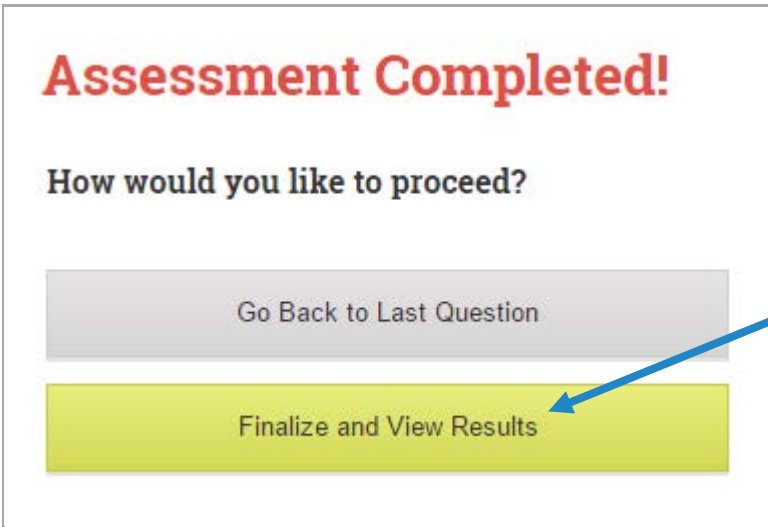


The Assessment Completed window displays after you have viewed the answers and rationales for the last question and click **CONTINUE**.

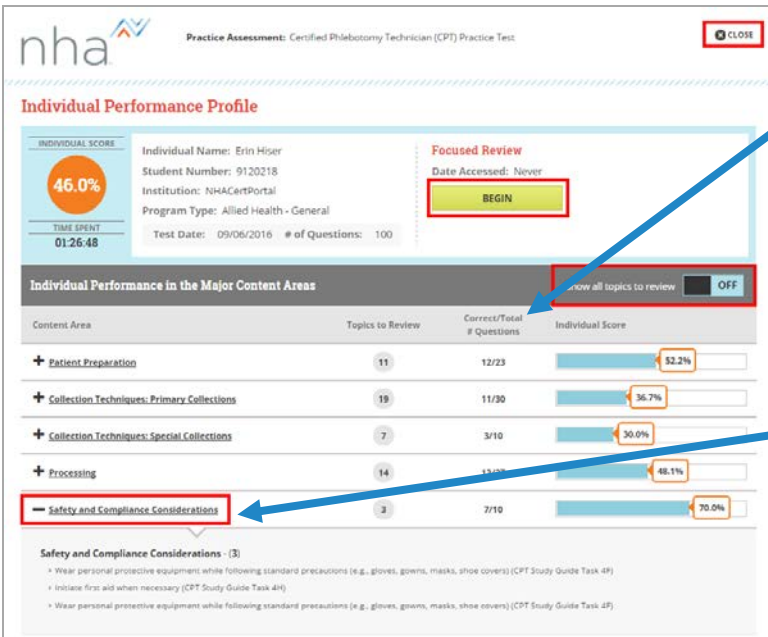
If you have flagged any questions, the number of questions you flagged displays.

Click **Review Flagged Questions** to return to the questions you skipped.

Answer a question and click **UNFLAG** to submit your answer. Answer all your flagged questions.



When all your flagged questions have been answered, click **Finalize and View Results** to generate your Individual Performance Profile.



Your Individual Performance Profile provides a summary of your Practice Test results by content area, including the number of questions you answered correctly in each content area.

The topics listed for you to review are based on the Practice Test questions you missed.

- Click a Content Area to display the topics for your further study.
- Click **BEGIN** under *Focused Review* to access the topics content.
- Click **CLOSE** in the upper right corner to return to My Study Materials.

My Study Materials

Sync Materials

INFORMATION

Documents

STUDY MATERIALS

My Courses

My Study Materials

APPLICATIONS

My Applications

Apply

Results

Name

+ Certified Phlebotomy Technician Study Guide
Purchased 13 days ago

+ Certified Phlebotomy Technician Practice Test
Purchased 13 days ago

Completed attempts 1 out of 5

19.5

Attempt #

Report

Focused Review

Attempt 1

View Report

Launch Review

You now have some options available from the My Study Materials page.

Locate the Practice Test and click the associated **Plus +** sign.

There will be a *Report* and *Focused Review* for every time you take the test.

Individual Performance Profile
Certified Phlebotomy Technician (CPT) Practice Test

nha

Individual Name: ERIN HISER
Student Number:
Institution: NHA Demo
Program Type: Allied Health - General
Test Date: 9/6/2016
of Questions: 100

Individual Score: 46.0%
Practice Time: 1 hr 27 min

Individual Performance in the Major Content Areas

Sub-Scale	# Items	Individual Score
Patient Preparation	23	52.2%
Collection Techniques: Primary Collections	30	36.7%
Collection Techniques: Special Collections	10	30.0%
Processing	27	48.1%
Safety and Compliance Considerations	10	70.0%

Topics To Review

Patient Preparation (23 items)

- Apply appropriate antiseptic agent using aseptic technique (CPT Study Guide Task 1)
- Conduct appropriate introduction to the patient (CPT Study Guide Task 1A)
- Conduct appropriate introduction to the patient (CPT Study Guide Task 1A)
- Determine appropriate site for sample requirement (CPT Study Guide Task 1F)
- Determine appropriate site for sample requirement (CPT Study Guide Task 1F)

On the My Study Materials page, click **View Report** to generate an Individual Performance Profile in PDF format, showing your Practice Test results broken down by Content Area and listing all your Topics to Review.

nha

Focused Review: Certified Phlebotomy Technician (CPT) Practice Test

Close

TABLE OF CONTENTS

Expand All

MENU

Time Spent: 01:56

TOOLS

Certified Phlebotomy Technician (CPT) Practice Test

Patient Preparation

Select a site that minimizes patient risk (CPT Study Guide Task 1G)

CPT Study Guide Task 1G

Apply appropriate antiseptic agent using aseptic technique (CPT Study Guide Task 1)

Conduct appropriate introduction to the patient (CPT Study Guide Task 1A)

Review the requisition for testing requirements and patient identity

PHLEBOTOMY PROCEDURE

consists of a double-ended sterile needle with one end covered with a plastic protective cap, and the other end is covered with a rubber sheath. The two needles are joined by a plastic connector that has threads and a plastic tube. The tube has a small opening in one end so the needle can be screwed securely onto the tube and a larger opening into which the blood collection tubes are inserted. The Vacutainer system works like the winged infusion set.

Learning Break: Phlebotomy technicians can use a winged infusion set or a Vacutainer setup to perform venipuncture. Some phlebotomy technicians become more comfortable with one or another, but in a practical sense, there is little difference. It can be slightly easier to manipulate a winged infusion set, so if the work area is cramped or the vein is relatively small and poorly secured, this setup can be a better choice. Winged infusion sets are useful if you must use a vein in the hand or foot.

- Lancets:** A lancet is used to perform phlebotomy when a finger stick or heel stick is required. (Note: These procedures will be discussed later.) A lancet is a small, sterile pointed blade. It is used to puncture the skin when a vein cannot be

On the My Study Materials page, click **Launch Review** to open your Focused Review study materials.

[Go back to the top](#)